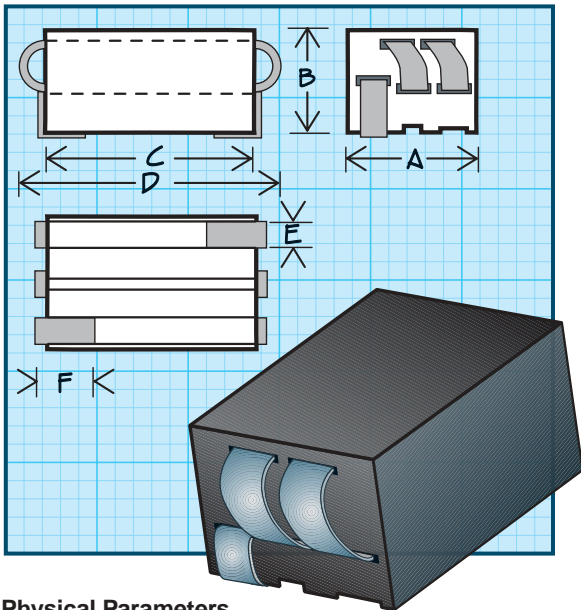


# Series SMB 2.5

## Surface Mount Shield Beads



### Physical Parameters

	Inches	Millimeters
A	0.285 ± 0.010	7.2 ± 0.25
B	0.185 ± 0.015	4.7 ± 0.38
C	0.355 ± 0.020	9.02 ± 0.51
D	0.460 Max.	11.68 Max.
E	0.050 ± 0.005	1.27 ± 0.13
F	0.075 Min.	1.9 Min.

**Operating Temperature Range** -40°C to +125°C

**Impedances** are measured on the HP 4291A Impedance Analyzer

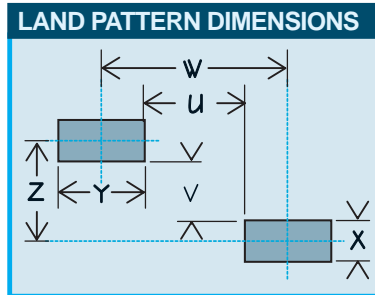
**Material** High resistivity ferrite material eliminates the need to insulate windings

**Lead Wire** 90/10 (tin/lead)

**Idc Max.** Based on a 35° C rise from 90°C ambient

**Parts are available** in tape and reel packaging

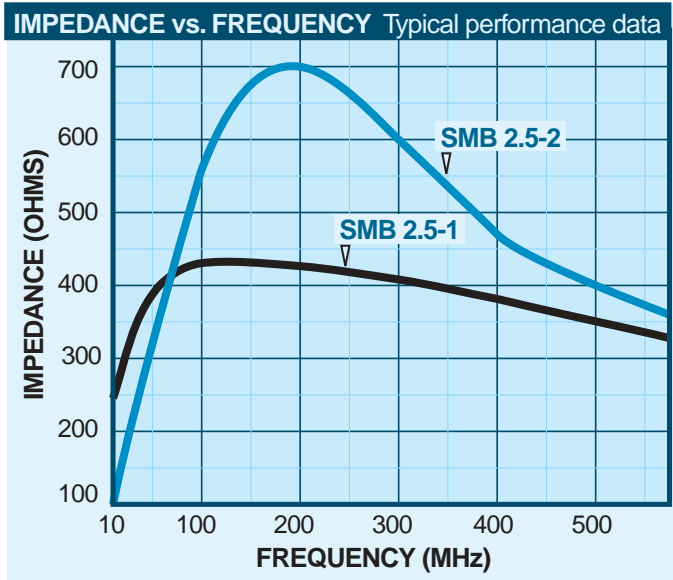
**Packaging** Tape & reel (24mm): 13" reel, 700 pieces max.; 7" reel not available



### Suggested

#### Land Pattern Dimensions

	Inches	Millimeters
U	0.075	1.9
V	0.095	2.4
W	0.265	6.7
X	0.09	2.3
Y	0.19	4.8
Z	0.185	4.7



For more detailed graphs, contact factory

Part Number	Turns	Minimum Impedance (Ohms)				Idc Max. (Amps)	DCR Max. (Ohms)
		10 MHz	100 MHz	150 MHz	220 MHz		
SMB2.5-1	2½	210	385	400	375	9.5	0.005
SMB2.5-2	2½	NA	490	635	650	9.5	0.005